






Utility Vehicle Comparison Chart
Make/Model
Fully Electric Units Available

Make/Model	Image	Demo Date(s)	Unit Details	Feedback Received from Staff	Additional Information
HiSun Sector E1		23-Jun-21	<ul style="list-style-type: none"> -48 volt battery -6-10 hours for a full charge -dry cell batteries -on board charger build into the unit -cargo dump bed but only 500lbs maximum (not taking into consideration the weight of the operator) -42 mile run time would be sufficient -comes with basic seats, mid-back, no ability to modify seats for comfort -does come with seatbelts, no full cab but can do a soft cab -doors are not available with this unit at all 	<ul style="list-style-type: none"> -cargo box dimensions are too small to carry weedeater, shovels, rakes, etc. -payload is limited to 350lbs, can't carry the dirt, maglime, etc. -cab size - the driver's side is very tight, difficult for tall people or large people to enter & exit the driver's seat 	<ul style="list-style-type: none"> -price is approximately \$17,000cdn based on our configuration -available in two colours -sold by L1fe Outdoors out of New Hamburg
Cushman Hauler 800 and 800x		30-Jun-21	<ul style="list-style-type: none"> -48 volt battery -overnight charge -deep cycle batteries -on board charger built into the unit -cargo dump bed only 400lbs -run time should be sufficient for a full day's work -comes with basic seats, mid-back, optional seatbelt can be added for additional cost, no ability to modify the existing seats -no full cab but can do a soft cab -doors are not available for this unit (it's like a golf cart) 	<ul style="list-style-type: none"> -cargo box dimensions are too small to carry weedeater, shovels, rakes, etc. for parks/cemeteries staff but would be sufficient for golf -payload is limited to 400lbs, which is too light for parks and cemeteries staff as they can't carry the dirt, maglime, etc. -cab no adjustments can be made for comfort of the operators (no tilt steering, no upgraded or adjustable seat, etc.) 	<ul style="list-style-type: none"> -price is approximately \$16,000cdn based on our configuration -available in two colours -sold by G.C. Duke Equipment
Greenworks U800SB		30-Jun-21	<ul style="list-style-type: none"> -82 volt battery -overnight charge, plug is built into the unit, can accept fast charging -cargo dump bed only 550lbs -run time should be sufficient for a full day's work (61 miles on 'h' mode, 74 miles on 'm' mode) -comes with basic seats, seatbelts can be added -no full cab but can do soft cab -full doors not available, only a half door to the edge of the seat -short box so a lot of the larger tools would not fit 	<ul style="list-style-type: none"> -cargo box dimensions are too short to carry the required tools for a day's work -payload is limited to 550lbs (once you add operators) so carrying dirt, maglime and cement would be difficult or would require more trips than current operation -no cab adjustments can be made for operator comfort (seat isn't adjustable or upgradeable, steering wheel isn't adjustable, etc.) 	<ul style="list-style-type: none"> -price is approximately \$27,000cdn based on our potential configuration -available in two colours -sold by G.C. Duke Equipment
Polaris Ranger		n/a vendor could not provide a demo unit	<ul style="list-style-type: none"> -48 volt battery -overnight charge, plug is built into the unit -cargo bed only 500lb capacity -run time should be sufficient for a full day's work -can add a full cab to the unit (roof, doors, windshield, wipers, etc.), no ability to upgrade seats but a seatbelts are available -short box so larger tools would not fit but does have a tool attachment that can be purchased extra and installed off the side of the cargo box 	<ul style="list-style-type: none"> n/a unit was not demo'd as the manufacturer did not have demo units available. Could schedule one at a later date but with the low bed capacity it wouldn't work for parks/cemeteries application. 	<ul style="list-style-type: none"> -price is approximately \$24,000cdn based on our potential configuration -available in two colours -sold by Peak Power Sports out of Oakville
John Deere Gator		n/a vendor could not provide a demo unit but it was demo'd by the City of Burlington in 2020	<ul style="list-style-type: none"> -48 volt system -overnight charge -charger built into the unit (plug into the wall) -cargo bed capacity only 500lbs -comes with basic seats, mid-back, seatbelts standard, no ability to modify the seats -can add a ROPS, soft cab, plexiglass windshield, can add full hard doors too, etc. -short box, issue with tools fitting 	<ul style="list-style-type: none"> n/a Crossroads was not able to get a demo unit, he demo'd this unit with the City of Burlington in 2020 at their Lowville Park (very hilly) and the City of Burlington returned the unit before the demo was up just because it could not handle the weight of the tools/materials they carried with the hilly terrain. Suggested an electric gator was not the right choice for our application. 	<ul style="list-style-type: none"> -price is approximately \$22,000cdn based on our potential configuration -available in JD green only -sold by Crossroads Equipment

Toro Workman GTX



29-Jun-21

- 48 volt system
- overnight charge
- charger built into the unit for easy plug-in
- payload of the unit is 1,200lbs (800-1,000lb bed capacity)
- can upgrade seats, add full ROPS with cab, doors, heat/AC, etc. Can add electric bed lift, racks, lots of upfitting abilities.
- longer box, tools can fit better and with the larger payload carrying dirt, cement, other materials would be easier.

- cargo box is longer than the other units and can therefore carry tools, there's also tool racks that can be purchased that affix to the bed or the back of the cab
- more space in the cab, seats have weight adjustment for comfort, can configure a 4-seat configuration if required
- operators had only positive feedback regarding this electric unit and its capabilities

- price is approximately \$20,000 based on our potential configuration
- available in Toro red only
- sold by Turf Care Products and through Sourcewell Cooperative